





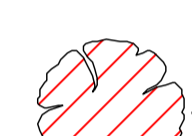
Marist Way



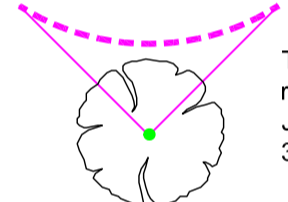
Notes:

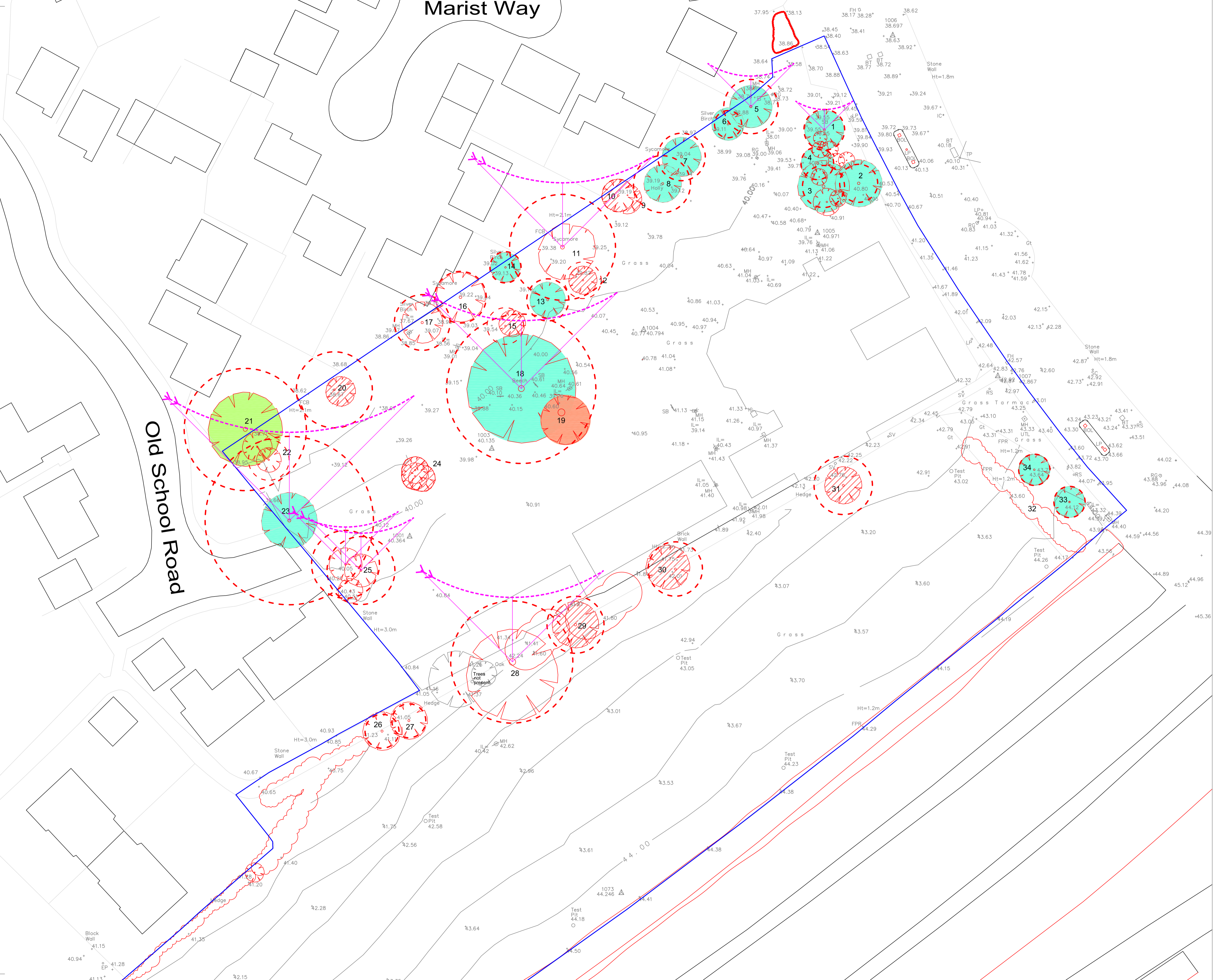
Tree with BS root protection area (shown uniform)
Root distribution may be modified by site features.

The BS rooting areas are to remain free from construction works which has the potential to damage or remove roots to an extent which may affect the condition of the tree.

-  A grade trees
-  B grade trees
-  C grade trees (clear)
-  R grade trees
-  Tree which could be removed
(Trees which are not hatched can also be removed but this would constitute a loss.)

Note:
Tree No 18 is a border line 'C' grade tree. Its merit is in its size and impact upon the landscape only. The tree is declining in condition and may not survive 20 years.

 The shade trace for the relevant tree after APN5 21st June at 9.00am through to 3.00pm



PROJECT:
Example

DRWG. TITLE:
Tree Survey/Scope

SCALE: 1:250@A.1 DATE: Mar 2007
DRAWN BY: HA

DRAWING NO: REV:
TCP

ACS
CONSULTING (London)
Tree Management Consultants
Justin Plaza 3
341 London Road
Mitcham
CR4 4BE
Tel: 020 8687 1214
Fax: 020 8687 2456
Email: info@treebiz.co.uk